

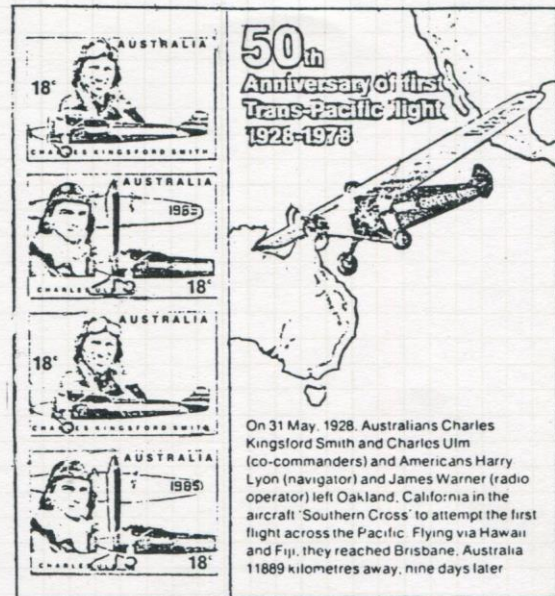
Lot 12 - collection of the 1978 Aviator minisheet on pages (suitable for spring back folder). This lot consists of 35 pages, with 37 minisheets, most are plated to one of the 24 locations on the printing plate. A wonderful study. Reserve \$25. The basis of a wonderful study.

1978 Aviator Minisheet

This example of misguillotining shows a slight white margin at right.

Unfortunately no proof sheets of this issue were retained by Australia Post. All that we know is that there were 24 minisheets to the printed sheet, 6 rows of 4 across. Presumably there were also marginal markings.

This study is an attempt to plate these sheets, working from constant varieties.

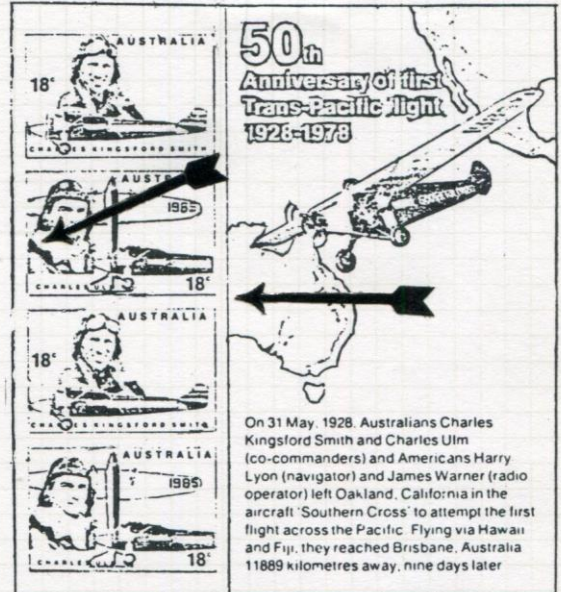


1978 Aviator Minisheet

A further example of misregistration of one colour (yellow) leaving a "pink" area where colours should have overlapped. Note also that the distinguishing flaw of sheet 3 is actually 2 dots (normally super-imposed over each other).

In the sheets that follow care must be taken to ignore inconstant flaws ("hickies") which may come and go during printing.

Sheet numbering is that used in the article in ACCCoFNSW "Bulletin", Oct. 1978: numbers were allocated from 1 up but deleted if inconstant.



Lot 13 - similar collection of the 1976 National Stamp Week minisheet. There are 21 pages, with 7 pages containing PHILAS overprints (plated), and 11 pages with Australia Post sold sheets (plated). Reserve \$30.


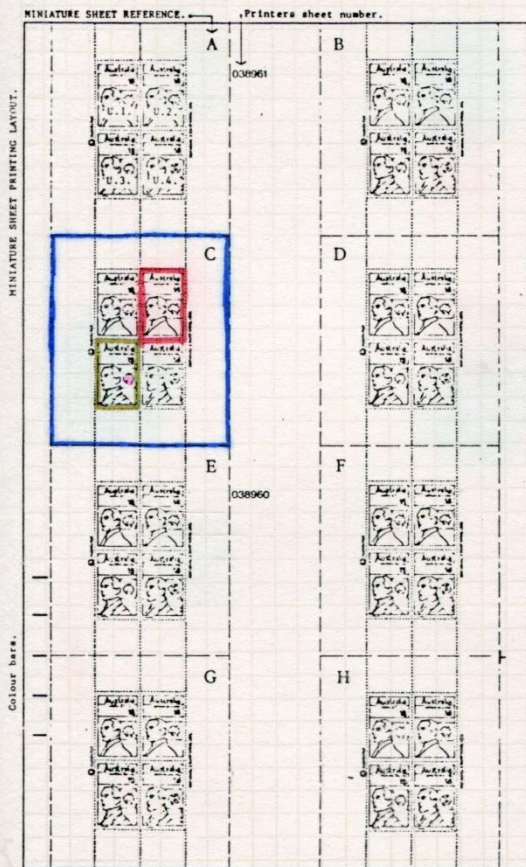


1976 National Stamp Week

Sheet C

unit 2
light area over "18"

unit 3
light blue dots on shoulder plus
weak lines on coat




Lot 14 - similar collection of the 1980 National Stamp Week miniature sheet and the 1982 Commonwealth Games minisheets. Both were printed from sheets with a similar layout, so these minisheets are shown one of each per page. Plated examples all of them, except for one which may have been lost. 28 pages, 50+ minisheets. Reserve \$30

1980 National Stamp Week

Unit numbers of printers sheet placed on each sheet.

Only one major variety (nos. 5, 10, 15, 20, 25).

Minor varieties shown most of which do not appear on normal minisheets.



"This set of miniature sheets was produced from each of the 25 positions on the complete printers' sheet which are identified by the numbers on the diagram. The miniature sheet and stamps were designed by Bruce Weatherhead of Melbourne and printed by Asher & Co., Division of Leigh-Mardon Pty. Ltd., on a Roland Rekord 4-colour Press. The additional printing was commissioned by the Philatelic Exhibition Council of N.S.W. for SYDPEX 80 National Stamp Exhibition and printed on a Roland Parva Single Colour Press."

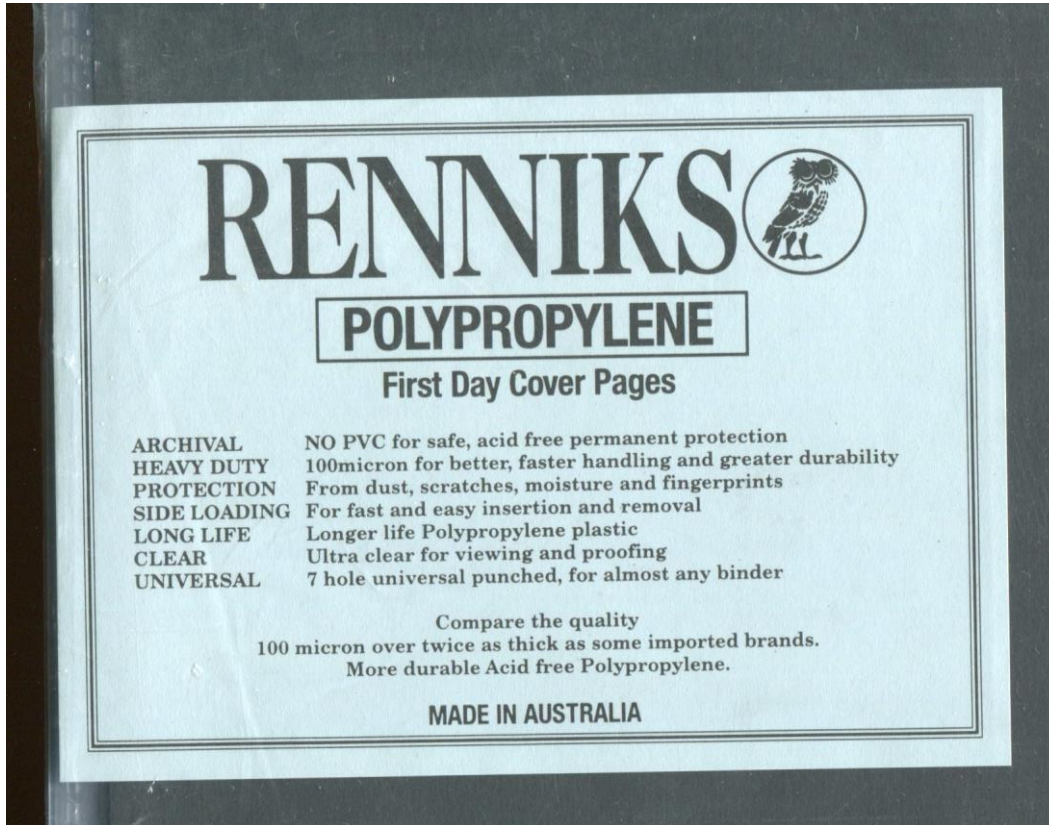
	21	22	23	24	25
	16	17	18	19	20
HEAD	11	12	13	14	15
	6	7	8	9	10
	1	2	3	4	5

GRIP

Lot 14, sample page of Location 1. Arrow indicates a minor plate variety. Includes a full set to number 25 (one missing).



Lot 15 - one unopened pack of Renniks first day cover pages, unopened. See caption below.
Reserve \$2



This lot also includes an A3 plastic sleeve, which closes to A4 size with Hagner like pages inside. A lovely way to display your favourite stamps.

Lot 15, scan at full size. Pages are double sided, 10 in pack, would hold 40 covers.

RENNIKS

POLYPROPYLENE

First Day Cover Pages

ARCHIVAL NO PVC for safe, acid free permanent protection
HEAVY DUTY 100micron for better, faster handling and greater durability
PROTECTION From dust, scratches, moisture and fingerprints
SIDE LOADING For fast and easy insertion and removal
LONG LIFE Longer life Polypropylene plastic
CLEAR Ultra clear for viewing and proofing
UNIVERSAL 7 hole universal punched, for almost any binder

Compare the quality
100 micron over twice as thick as some imported brands.
More durable Acid free Polypropylene.

MADE IN AUSTRALIA

Lot 16 - Hagner page with collection of stamps from the island of Lundy with a few Herm in the bottom row. Some are hinged (hinge remainder) others have spotting on the back. Reserve \$2.

